



Tooth Mould Chart
Guide for Tooth Form and Size



Seniors
Synthetic Polymer Teeth

- ★ Simple occlusal certainty and easier occlusal adjustment
- ★ Comfortable wearing & low revisit rate
- ★ Large cusp degree selection, enhanced individuality
- ★ Functional posteriors teeth to match anteriors from other series



Shandong Huge Dental Material Corporation

Add / No. 68 Shanhai Road, Donggang District, Rizhao City, Shandong Province, 276800, P.R. China.

Tel / +86 (633) 2277268 marketing@hugedental.com www.hugedental.com

Facebook Huge Dental

Instagram Huge Dental

Youtube Huge Dental

Your Partner in Prosthetic Dentistry

HUGE

Sophisticated shape design to enhance functionality

Seniors provides 0°, 10° and LOP posteriors moulds to enlarge your mould selection and cares individual needs.



Why choose LOP posterior moulds?



- >> Simple to finalize the occlusion
- >> Easy to adjust the occlusion
- >> Comfortable wearing & low revisiting rate
- >> Protect the alveolar ridge effectively and improve patients' life quality

Application range

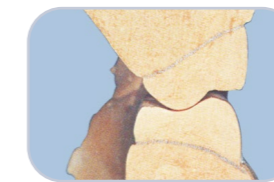
- >> Flat residual ridge; sever alveolar bone resorption.
- >> Wide mismatch in the mandibular arch relationship; the unilateral anti-jaw is over 10 mm.
- >> Maxillo-Mandibular Relationship is not stable and even cannot be identified.
- >> All lining mucosa transforming appears in the stress-bearing area.
- >> All patients who are suitable for anatomical occlusion.
- >> Complete implant covers complete denture repairing.

Occlusal Adjustment Methods

- >> For centric occlusion, adjust the cusp not fossa. Three contact points on one side is fine, but with four points is best.
- >> For protrusive occlusion, adjust fossa incline not the tooth cusp, it can be only one contact point on both sides of the posterior.
- >> For lateral occlusion, adjust fossa wall not cusp. It is ok when two contact points of both working side and balancing side respectively make contact.



Centric occlusion (left side)



One cusp & one slope on the working side of Lateral Occlusion



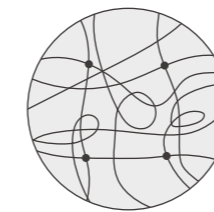
Centric occlusion (right side)



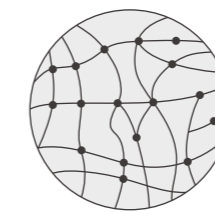
One cusp & one slope on the balancing side of Lateral Occlusion

Consistently High Quality

Made from DCL material, Seniors ensures good consistent quality. Its low wear rate improves patients' comfort and its satisfactory material realizes harmonious combination with denture bases.



PMMA Polymer

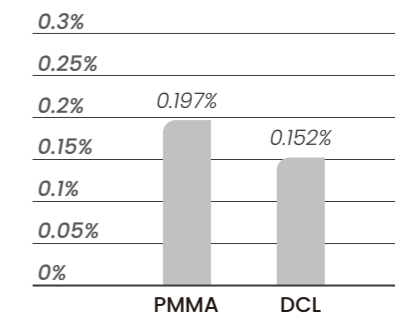


DCL Polymer

	PMMA	DCL
Hardness HV0.2	18	22
Compressive strength MPa	313	370
Flexural strength MPa	120	130
Modulus of elasticity MPa	2235	2346

Abrasion Resistance [1]

Weight loss rate after 60,000 cycles with resin abrasives^[1]



[1] : Third-party Test Report, 2024

Seniors
Artificial Denture Teeth

Focus on aesthetics, function and performance.

Moulds

- >> 6 LOP posterior moulds: 28MU, 28ML, 30MU, 30ML, 32U, 32L
- >> 6 0° posterior moulds: 029U, 029L, 031U, 031L, 033U, 033L
- >> 6 10° posterior moulds: 130U, 130L, 132U, 132L, 134U, 134L

Shades

- >> Classical 16 A-D

Packaging

- >> Posterior: 8x1x12/Box (8pcs/card, 12 cards/box)



8x1x12/box
(8 pcs/card, 12 cards/box)



HUGE Digitalife™ Denture Solution

HUGE Digitalife™ is our state-of-the-art Digital Denture Design Concept. It features the harmonious integration of base and denture teeth.

We've now made our entire range of tooth libraries available for 3Shape and exocad. With our functional designs and aesthetically pleasing results, we hope both your professional team and your patients will appreciate the quality of dentures made from digitally fabricated bases and prefabricated teeth.




01 >> Oral Scan

i-Vinci Intraoral Scanners



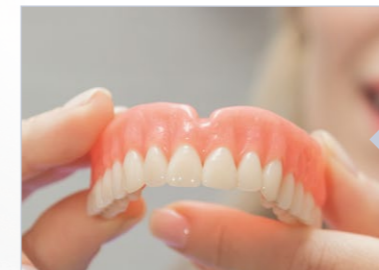
02 >> CAD Process

HUGE Tooth Libraries available
in 3shape and exocad



03 >> Print Base

3D Denture Base Resin
3D Printer



05 << Great Result

Enjoy Perfect Smiles



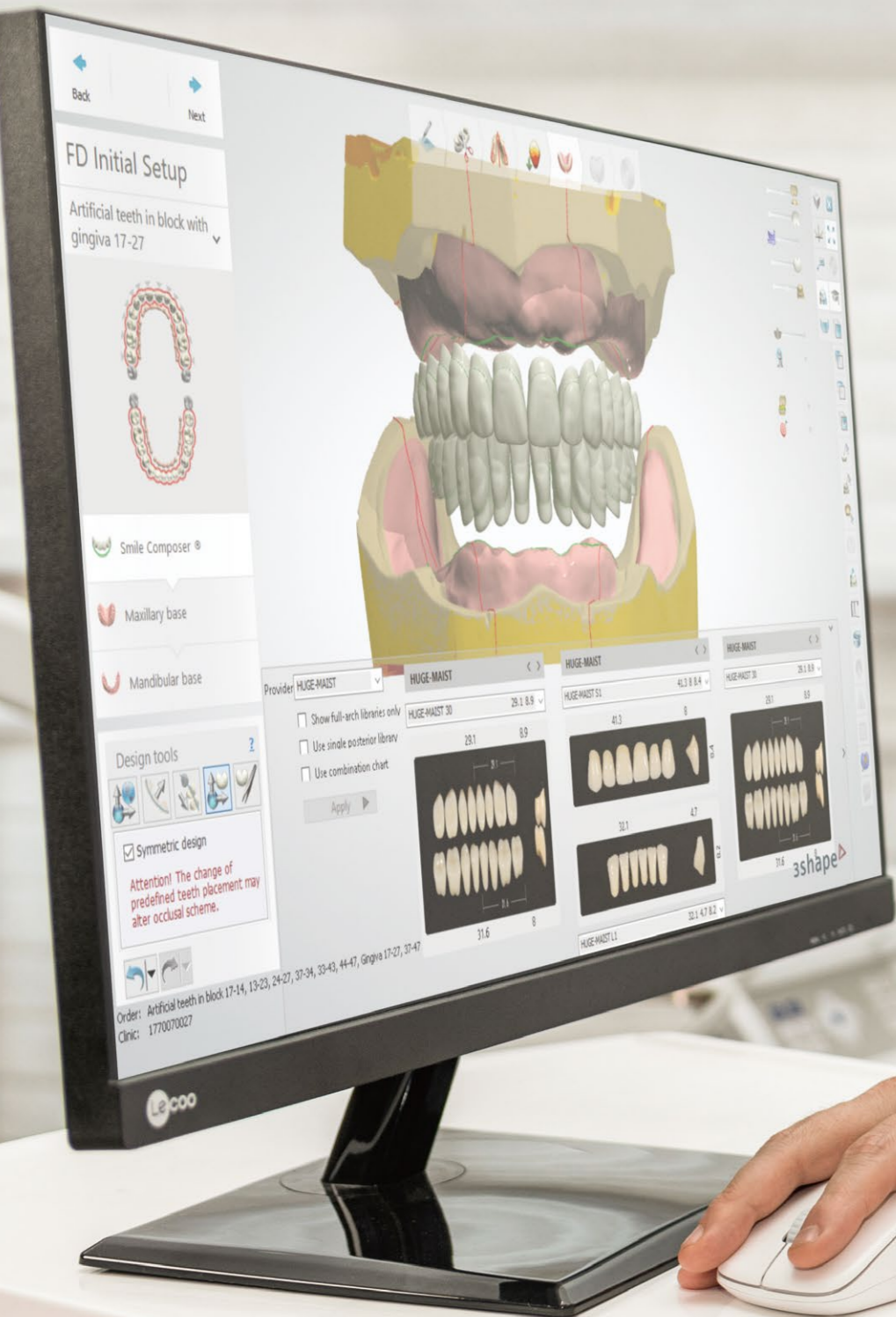
04 << Teeth Bonding


HUGE Prefabricated Synthetic
Polymer Teeth
HUGE Digital Bond Kit



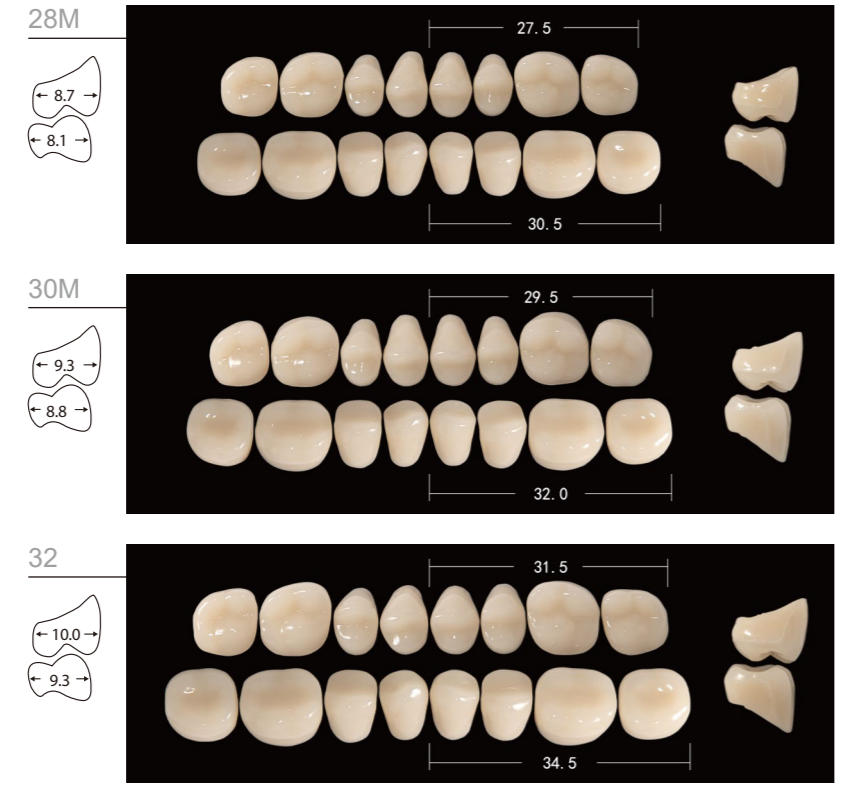
03 << Mill Base

HUGE Pink PMMA BLOCK
Milling Machine

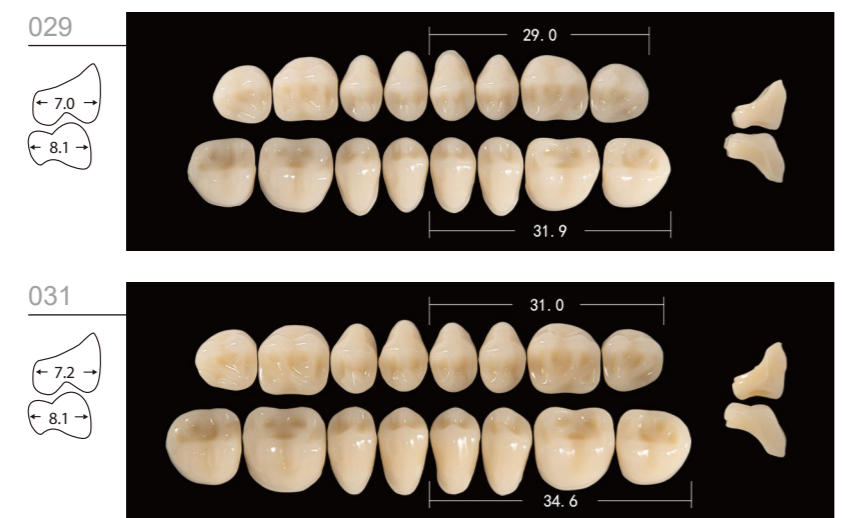


3shape 
(available now)

POSTERIOR LOP



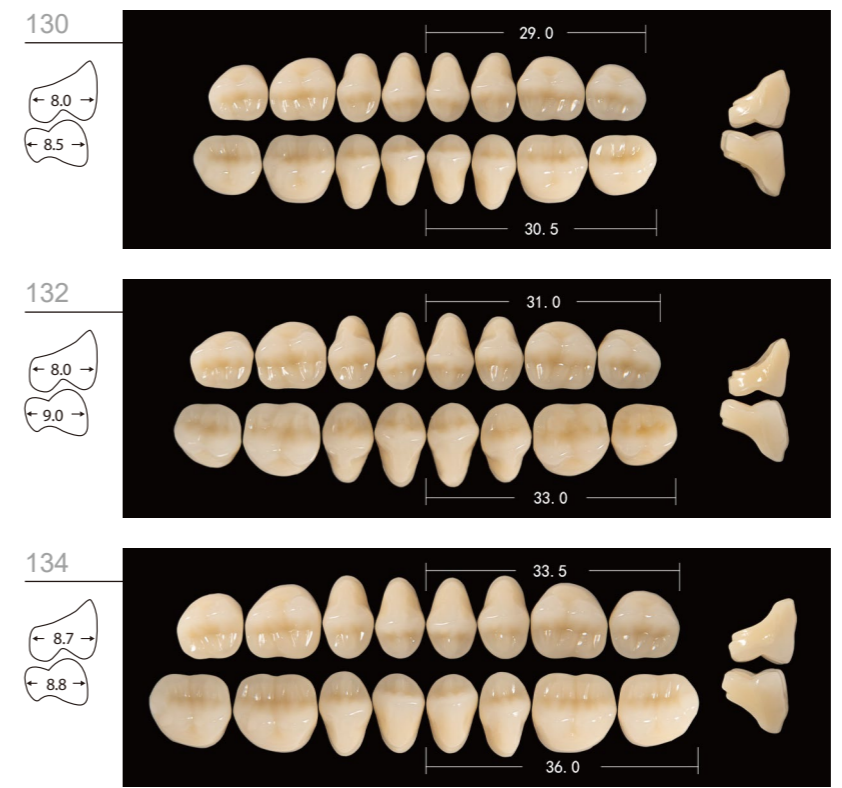
POSTERIOR 0°



POSTERIOR 28°



POSTERIOR 10°



Seniors Combinated Articulations

Maist anteriors		Seniors posteriors	
Upper	Lower	10°	LOP
S1	L1	130	28M
S2	L2	130	28M
S3	L2	132	30M
S4	L3	134	/
S5	L7	134	32
S6	L8	134	32
T1	L1	132	28M
T2	L2	132	28M
T3	L5	130	30M
T4	L6	130	32
T5	L8	134	32
T6	L7/L11	134	32
T7	L3	130	30M
T8	L11	130	30M
T9	L11/L12	130	30M
O1	L1	130	28M
O2	L1	130	28M
O3	L2	132	/
O4	L4	132	/
O5	L7/L11	134	32

KAIJING anteriors		Seniors posteriors		
Upper	Lower	0°	10°	LOP
SS1	SS1	029	130	28M
SS2	SS2	029	130	30M
SS3	SS3	031	132	32
SS4	SS4	031	132	/
C1	C1	029	130	28M
C2	C2	029	130	30M
C3	C3	031	132	32
C4	C4	031	132	/
T2	T2	029	130	/
T3	T3	031	132	/

Seniors Combinated Articulations

Sonning anteriors		Seniors posteriors		
Upper	Lower	0°	10°	LOP
S2	L2	029	130	28M
S3	L5	029	130	/
S4	L7	029	130	/
S5	L5	029	130	/
T1	L1	029	130	28M
T3	L6	029	130	30M
T4	L6	029	130	/
T5	L7	029	130	32
T6	L7	029	130	32
T7	L7	029	130	/
T9	L11	029	130	/
T11	L11	031	132	/
T12	L14	031	132	/
O5	L8	031	132	/
O8	L14	033	134	/

Bluebell anteriors		Seniors posteriors	
Upper	Lower	0°	10°
S1	L2	029	130
S2	L4	029	130
S3	L7/L8	031	132
O1	L3	029	130
O3	L6	031	132
S4	L9	033	132
O4	L10	033	132
SS3	L9	031	132
SS4	L9	033	132
T2	L5	029	130
T3	L7	031	132
T4	L10	031/033	132
T5	L12	033	134
T6	L13	033	134

KAILI anteriors		Seniors posteriors	
Upper	Lower	0°	10°
S2	L2	029	130
S4	L4	029	130
S6	L6	029	130
S8	L8	031	132
T2	L2	029	130
T4	L4	029	130
T6	L6	029	130
T8	L8	031	132
T10	L10	033	134