



③ Mask removal



④ Creation of venting channels



⑤ Transfer and bond teeth into silicone mask



⑥ Injection of denture base polymers



⑦ Completion after trimming



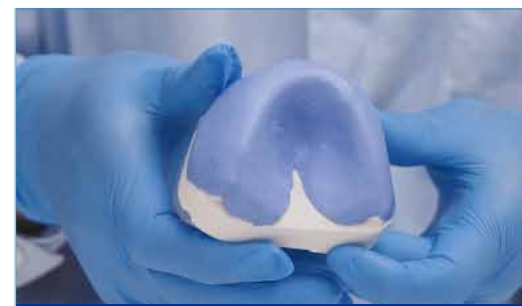
⑧ Final result

4. Injectable technique for artificial gum

Materials used: A-Silicone for Laboratory, A-Silicone for Gingival Mask



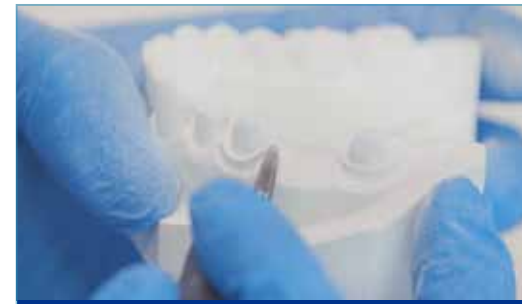
① Master Model



② Adapt A-Silicone for Laboratory onto Master Model



③ Separate Silicone mask and Model



④ Remove the gingival part of the model



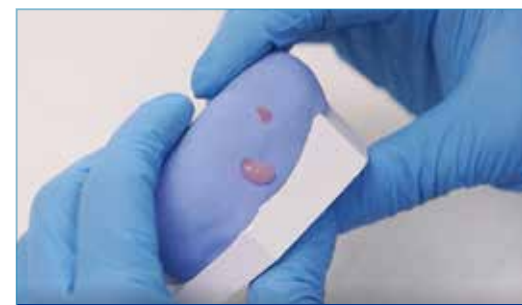
⑤ Drill two venting channels



⑥ Coat separator onto the impressed Silicone



⑦ Inject A-Silicone for Gingival Mask



⑧ Gingival Mask injection complete (material oozes out of the venting channels)



⑨ Mask removal



⑩ Final result

Reminders	
For storage	Sealed and stored in cool place, and storage temperature is 5-25℃.
For shelf life	2 years
For use	<ol style="list-style-type: none"> ① After taking base or catalyst, put the lids on tightly, and the lids should not be interchangeable. ② This product is duplication material for dental laboratory use only, which should be kept away from children. ③ Waste silicone after taken model should be treated centralized. ④ To the allergic individuals, polysiloxane may cause inflammation or other allergic reactions. ⑤ The product is for single use. ⑥ Do not use after expiration date.

Find more about related HUGE products



- GumEasy™ A-Silicone for Gingival Mask -

Addition cure silicone for gingival morphology reproduction



- Synthetic Polymer Teeth -

Highly esthetic artificial teeth for denture fabrication



- Denture Base Polymers -

Esthetic and pliable denture base material for denture base fabrication



Shandong Huge Dental Material Corporation

Add / No.68 Shanhai Road, Donggang District, Rizhao City, Shandong Province, 276800, P.R. China.
Tel / +86 (633) 2277268 marketing@hugedental.com www.hugedental.com

Facebook Huge Dental

Instagram Huge Dental

Youtube Huge Dental

HUGE



A-Silicone for Laboratory

Alpha^{lab}™

Duplication Silicone Material

A-Silicone for Laboratory is an addition-curing laboratory kneading silicone recommended for duplicating various models in dental restoration scenarios. The product is characterized by high precision, reliable dimensional stability, suitable final hardness and easy operation.



Alpha^{lab}™

A-Silicone for Laboratory

USER'S GUIDE

Easy and Precise Duplication



Benefits:

- Easy mixing ratio 1:1
- High fitting and outcoming precision
- Smooth surface after curing
- High detail replication
- Reliable dimensional stability over time
- Various hardness of Shore A 85 and Shore A 90
- No irritants and nasty smell
- Resistant to high temperature

Applications:

- Duplicating complete or partial denture models
- Making temporary prosthetic works
- Creating artificial gingiva on the model
- Matrix for esthetic veneer restoration

Technical features

Mixing ratio	Mixing time*	Total working time*	Setting time*	Hardness	Color
1:1	30s	1 min 30s	8 min	Shore A 85/Shore A 90	Blue/Light Blue

* The specified times may vary depending on the operating temperature and technique.

Packaging

Types	Description
Standard tub	(5kg tub Base+ 5kg tub Catalyst)
Standard can	(450g can Base + 450g can Catalyst)
Sample can	(50g can Base + 50g can Catalyst)

A-Silicone for Laboratory is conceived to duplicate dental models in various dental restoration work. It is developed to simplify technician's work with its high-performance properties like easy operation, high precision and high dimensional stability, etc.

1. Injectable technique for temporary restoration

Material used: A-Silicone for Laboratory



2. Indirect aesthetic temporary restoration

Material used: A-Silicone for Laboratory



3. Injectable Technique with A-Silicone for Laboratory for Removable Full Denture

Materials used:

A-Silicone for Laboratory, Synthetic Polymer Teeth, Denture Base Polymers

