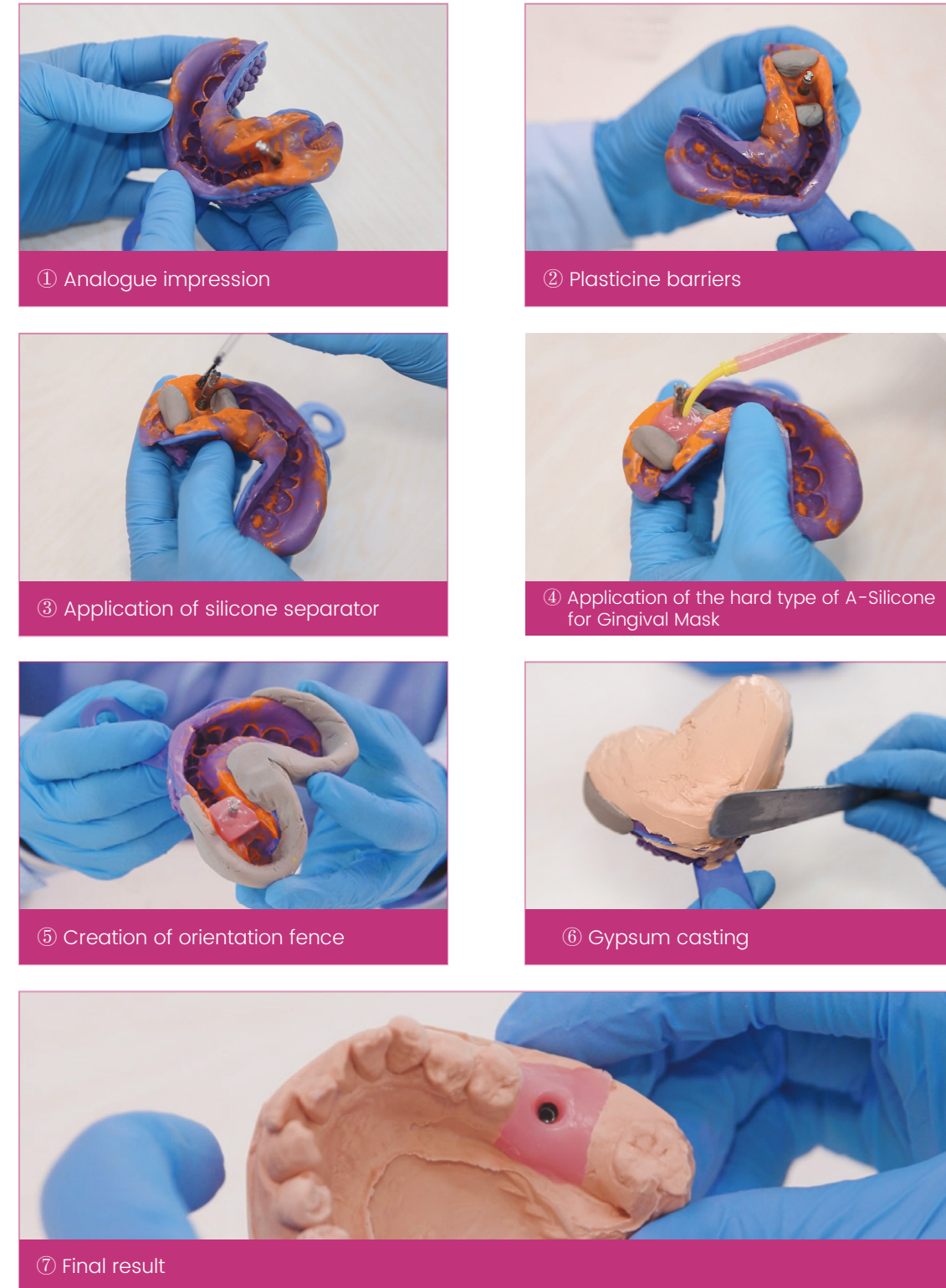


1. Direct technique

In this technique, the gingival mask silicone is applied directly to the impression and the technique is ideal for implant restoration.

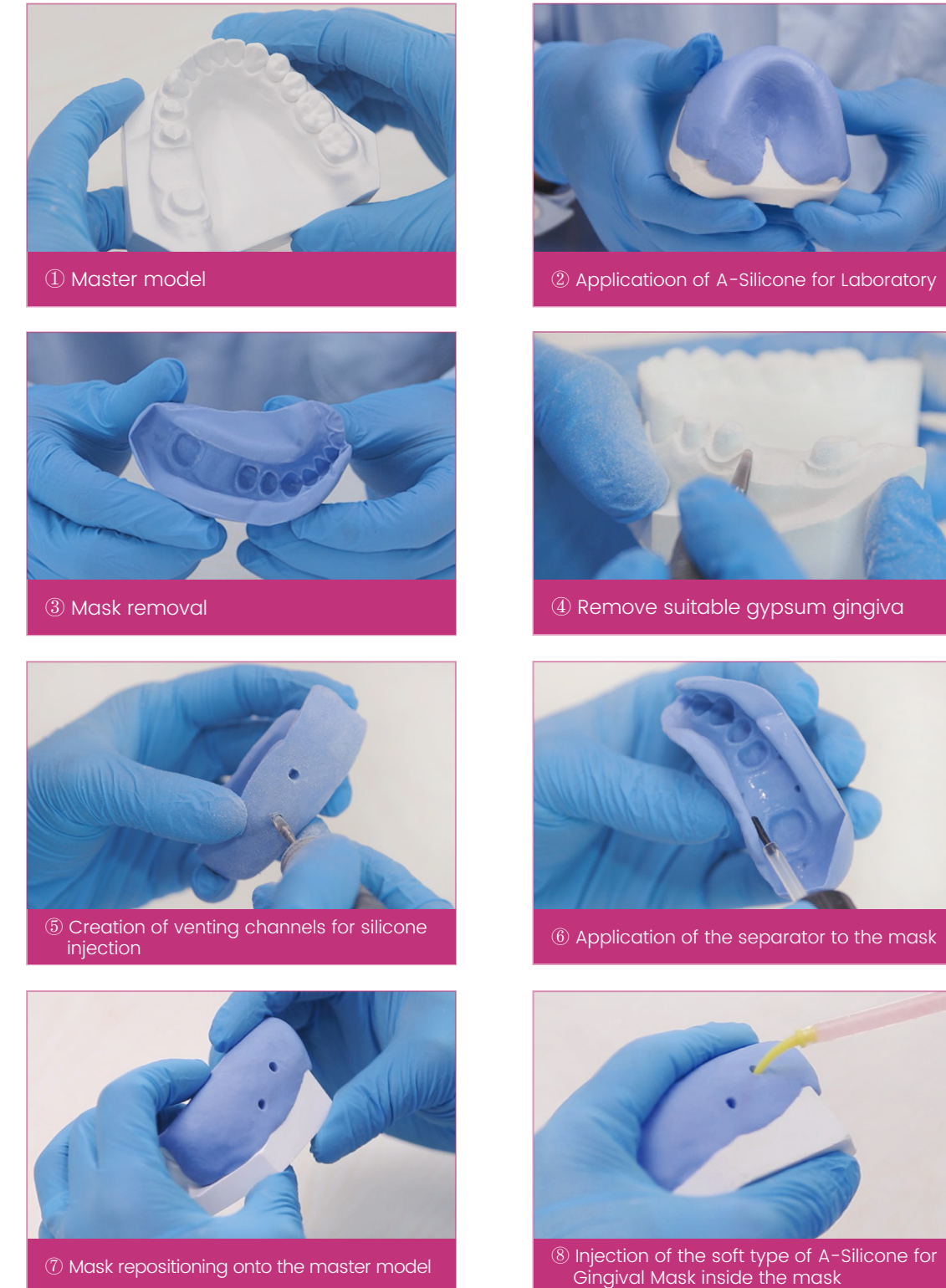
Operation procedure:



2. Indirect technique

In this technique, the gingival mask silicone is applied directly to the gypsum model and the technique is highly recommended for gingival reproduction in crown and bridge restoration.

Operation procedure:



Find more about related HUGE products for gingival reproduction



- PERFIT Light Body -
Double step impression for dental crowns, bridges, inlays, onlays



- PERFIT A-Silicone for Laboratory -
Addition cure silicone for duplication masks



- PERFIT C-Silicone for Laboratory -
Condensation cure silicone for duplication masks



Shandong Huge Dental Material Corporation

Add / No.68 Shanhai Road, Donggang District, Rizhao City, Shandong Province, 276800, P.R. China.
Tel / +86 (633) 2277268 marketing@hugedental.com www.hugedental.com

Facebook Huge Dental

Instagram Huge Dental

Youtube Huge Dental

HUGE



A-Silicone for Gingival Mask

PERFIT

Duplication Silicone Material

A-Silicone for Gingival Mask is the addition-curing silicone recommended for reproducing gingival morphology in implant as well as crown and bridge restoration.





PERFIT

A-Silicone for Gingival Mask

USER'S GUIDE

A-Silicone for gingival reproduction



Combination of aesthetics and high-performance

Benefits:



- Compatible with various techniques used to make artificial gums (direct and indirect)
- Precise detail reproduction
- High mechanical strength
- Excellent aesthetic results

Indications:

- Applied to implant restoration process
- Applied to crown and bridge restoration process

Technical features				
Product	Mixing ratio (Base: Catalyst)	Working time* (min:s)	Setting time* (min:s)	Hardness (Shore A)
A-Silicone for Gingival Mask (Hard Type)	1:1	1:30	10:00	70
A-Silicone for Gingival Mask (Soft Type)	1:1	1:30	10:00	40

* The times mentioned above are intended from the start of the mixing phase at 23°C (73°F).

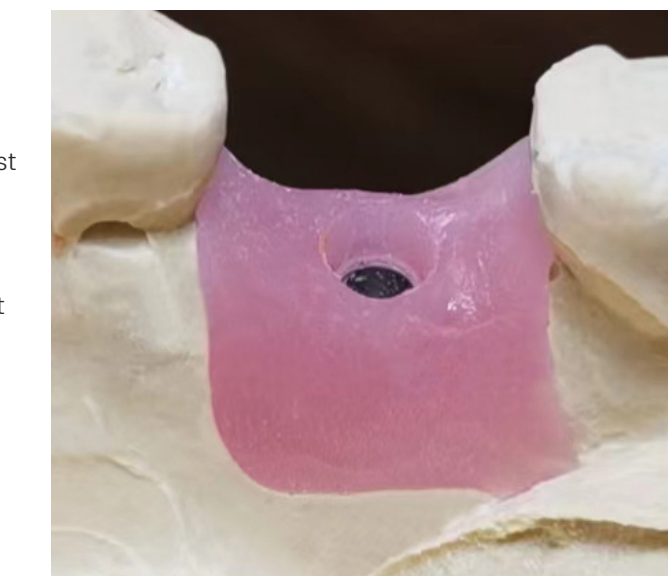
Packaging	
Types	Description
Standard	 (2x50ml)
Elite kit	 (2x50ml+12 mixing tips+12 intraoral tips+1*10ml separator)



A-Silicone for Gingival Mask is conceived to reproduce the gingival morphology on models in crown and bridge prosthesis and implant restoration.

HUGE artificial gingiva solutions have both hard and soft types.

- The **Hard Type** of A-Silicone for Gingival Mask is most applicable for the direct technique. Thanks to its balanced hardness, it is easy to polish.
- The **Soft Type** of A-Silicone for Gingival Mask is most applicable for the indirect technique. Thanks to its excellent fluidity, it is easy to flow around and fill into the mold.



Types recommended in different application scenarios

Product type	Recommended in the presence of undercuts	Recommended in the presence of implants
A-Silicone for Gingival Mask (Hard Type)	+	++
A-Silicone for Gingival Mask (Soft Type)	++	+

+ recommended ++ highly recommended

Reminders

For storage	Sealed and stored in cool place, and storage temperature is 5-25°C.
For shelf life	2 years
For use	<ol style="list-style-type: none"> ① After taking base or catalyst, put the lids on tightly, and the lids should not be interchangeable. ② This product is duplication material for dental laboratory use only, which should be kept away from children. ③ Waste silicone after taken model should be treated centralized. ④ To the allergic individuals, polysiloxane may cause inflammation or other allergic reactions. ⑤ The product is for single use. ⑥ Do not use after expiration date.